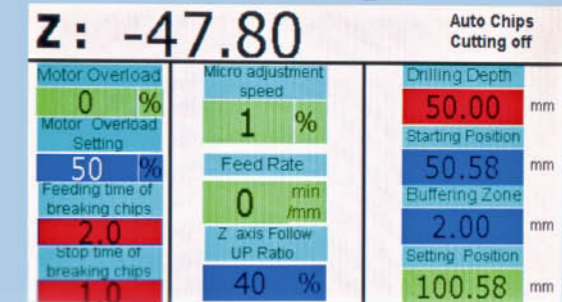
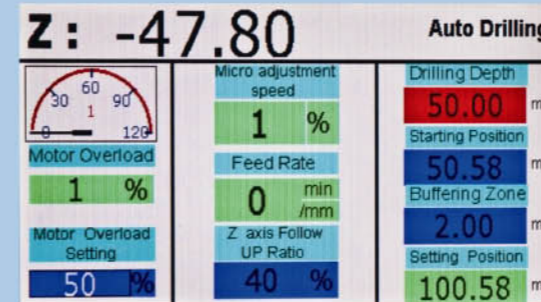
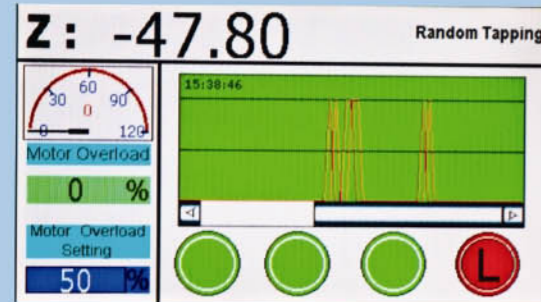


# TF1300NCH-II




# TF1600NCH-II



## Features

1. Roller bearing at basement is built round a double column provides max.rigidity and accuracy.
2. Protection design for limited safety is utilized in every transmission section.
3. Bed is solid construction,it reinforced by rubs.it provided a positive,rocking proof foundation format, stability.
4. Spindle main gear are made of SCM material all through harden and precision grinding.
5. Precision heavy duty installation.easily precisely and instantly operation.
6. Precision heavy duty & electric system.independent control design.security for electricity supply system.
7. 7" touch screen
8. You can adjust the speed of spindle and feeding randomly during the operation.
9. The depth of drilling and tapping can be set and memorized randomly.
10. With auto.chip break function.
11. Spindle motor has torque load setting for safety and protection.
12. With human operation for saving operation time,and lower the working time to increases effect.
13. This model can install rotary table for auto.continuous drilling.



Santos y Patxi Servicio Técnico S.L.  
 Parque Empresarial ESSER Nave SE-5  
 20850 Mendaro (Guipúzcoa) España  
 Tlf. 943741658 Fax. 943742346  
 Email. santosjose@santosypatxi.com  
 Wed. www.santosypatxi.com



Unit:mm

ITEM型式 MODEL			TF1300NCH-II	TF1600NCH-II
Capacity 最大工作能量	Drilling鑽孔	Steel鋼	55	55
		Cast iron鑄鐵	66	66
	Tapping攻牙	Steel鋼	M50	M50
		Cast iron鑄鐵	M60	M60
	Boring磨孔	Steel鋼	100	126
		Cast iron鑄鐵	160	186
Spindle stroke主軸上下行程		H	250	300
Size of morse taper主軸孔莫式推拔番號			5	5
Spindle speed主軸變速			H.L兩檔無段變速 (H.L variable speed by inverter) 20-1500RPM	H.L兩檔無段變速 (H.L variable speed by inverter) 20-1500RPM
Spindle feeds主軸進給範圍			DC驅動系統 DC motor impel system 1-800mm/min distance	DC驅動系統 DC motor impel system 1-800mm/min distance
Column diameter立柱直徑		A	300	336
Max.distance,column surface spindle center 立柱面至主軸中心最大距離		B	1250	1700
Min.distance,column surface spindle center 立柱面至主軸中心最小距離		C	330	400
Horizontal travel of headstock主軸頭左右移動行程		D	915	1310
Max.distance,base to spindle底座到主軸最大距離		E	1230	1420
Min.distance,base to spindle底座到主軸最小距離		F	540	260
Overall height of column機板全高		G	2160	2410
Machine height from floor機械最大高度		I	2585	3150
Dimensions of base (LxMxK)底座尺寸			1800x800x170	2370x940x220
Effective area of table (RxSxT)工作台有效區			650x500x410	800x540x400
Spindle drive motor (HP)主軸驅動馬達			5HP6P	5HP6P
Arm elevation motor (HP)旋轉驅動馬達			2HP	2HP
Coolant pump (HP)冷卻幫浦			1/8HP	1/8HP
Oil motor (HP)油壓馬達			1HP	1HP
Inverter變頻器			7.5HP	7.5HP
Touching control screen觸控螢幕			7"	7"
Net weight-approx(kg)淨重			2150kgs	3150
Gross weight-approx(kg)總重			2250kgs	3250
Measurement(LxWxH)裝箱尺寸			2290x1100x2230	2850x1210x2540

All specifications and designs are subject to change without notice.

本公司保留隨時修改上述規格之權利。

**Special accessories**NC round turning disk:  $\phi$  560mm  
load 200kgs

特別配件

NC圓形旋轉盤 尺寸:560mm 載重200kgs

**※Standard accessories:標準配件:**Tools ..1set 工具箱 x1組  
Cooling pump 1set 冷卻系統 x1組  
Lamp ..1set 工作燈 x1組  
Table ..1set 方形工作檯 x1個